

PAULINE'S
QUILTERS
WORLD

Quilt As You Go


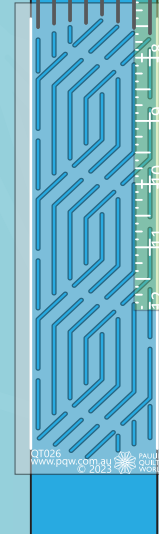
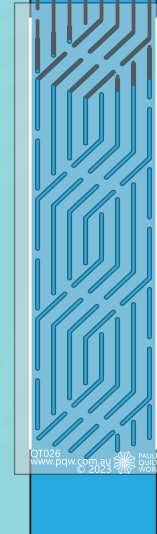
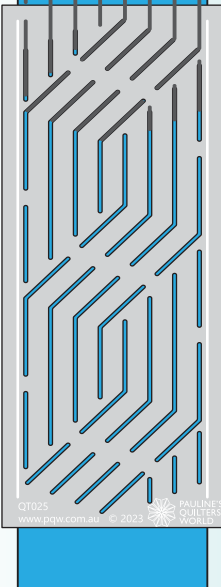

QUILTING TEMPLATES

SET L Design Ideas




Join the
® QRCode

Set L templates are the perfect size to interact with 2 inch and 3 inch sashings made from PQW Sasher Tools. Continue the design by shifting the template up, down, left right, and flipping by aligning the template to the drawn lines where the template and the drawn lines are overlapping. Use a ruler to extend straight lines when wanting space between the designs.





Join the
® QRCode



PAULINE'S
QUILTERS
WORLD

Quilt As You Go

QUILTING TEMPLATES

SET L Design Ideas page 2

Rotating the template on an angle you can create corner stones to continue your designs around a border.

