

PAULINE'S
QUILTERS
WORLD



KISS

Quilting Is Sew Simple

WHOLESALE CATALOG

2024-2025

www.pqw.com.au

WELCOME TO Pauline's Quilters World

Hello,

Let me introduce myself and my company. We are an Australian based company in country Queensland.

*My passion is education, over the 40+ years I have been teaching, one thing stands out - the amount of people who are **INTIMIDATED** by free motion quilting and/or cannot manage a large quilt on their domestic sewing machine.*

Research shows there are thousands of forgotten quilters and now we have the answer!

*Kiss with a Q - the **QISS system**, (Quilting Is Sew Simple) is a brilliant way to have all these people quilting.*

If you would like to be a certified store or teacher, visit our booth and lets talk!

Get on board the QISS journey and let PQW help increase your sewing machine, notions and batting sales, plus fill your quilting classes.

-Pauline Rogers



QISS

Quilting Is Sew Simple

*Get ready to learn a whole new approach to making a quilt with the **QISS System**. Even beginners can make their own quilt on a regular sewing machine with Pauline's Quilt As You Go & Controlled Quilting techniques.*


*No more being intimidated by Free Motion Quilting and no more frustration with traditional techniques – Quilting is Sew Simple with the **QISS System**!*

INTRODUCING The QISS Kit

Dot to Dot Controlled Quilting Templates



Feather Templates



Set F Quilting Template




Quilt As You Go Handbook



Ultimate Sasher Collection



Pieced Sashing Templates



LET'S WORK TOGETHER

Collaborate with Us

TRUNK SHOWS

Invite Pauline to your store for live or virtual trunk shows to showcase the QISS system.




PATTERN DESIGNERS

Work with us to convert your patterns into a QISS'd pattern using our tools and techniques.

We can create custom tools and templates to re-invent your pattern with the QISS system!

Working with PQW enables co-branded exposure, meaning we can bring our customers to you, expanding your reach.

*This Pattern by QUILTONI
has been
QISS'd*



IN-STORE STAFF TRAINING

Pauline will provide comprehensive sales training for your team, enabling them to run their own trunk shows, demonstrations and workshops using our tools and techniques.

Your staff will gain extensive knowledge of our tools and techniques helping guide your customers to make their first QISS'd Quilt: The ExQISSite Quilt.

This will boost your in-store sales and drive customers to purchase more products from you that will enable them to follow along with Pauline's video series.

PAULINE'S OWN Quilt As You Go Handbook

*The **Quilt As You Go Handbook**, authored by Pauline Rogers, is a valuable resource for quilters, spanning 62 pages. This comprehensive guide is filled with vivid color photos and step-by-step instructions.*

*Central to the handbook are Pauline's signature Quilt As You Go (QAYG) techniques, which revolutionize the traditional quilting process. It details two primary methods: **Between the Blocks** and **Back to Back**. These techniques empower quilters to create individual quilt blocks and quilt them on a standard sewing machine.*

*The **QAYG Handbook** is written specifically to be easy to understand so anyone can give quilting a go. By breaking down the quilting process into manageable blocks, it eliminates the daunting task of maneuvering a large quilt through the confined space of a sewing machine. This approach not only simplifies the quilting journey but also fosters confidence and creativity among quilters of all levels.*



PAULINE'S OWN Sasher Tools

Our Sasher tools make creating sashings, Bias Strips and bindings easy. The Sashers allow you to easily fold bias or straight grain fabric strips using just the Sasher tool and an iron with over 20 different sizes available.

Use these tools to make:

- Pieced Sashings
- Very fine bias strips for applique and Celtic designs
- Peepers/flanges to highlight sashings
- Bias strips for stems
- Double fold binding with a peeper/flange

The curved edge of an iron sits neatly against the Sasher as you push it along- which means no more burnt fingers!

All Shapes & Sizes



ULTIMATE SASHER COLLECTION



Designed to help make stunning sashings for Quilt As You Go quilts, the **Ultimate Sasher Collection** has a total of 12 different sized Sashers, including 1/8", 1/4", 1/2", 3/4", 1", 1 1/8", 1 1/4", 1 1/2", 2", 2 1/2" and 3" wide and the **Magic Binding Tool**.

This Set also allows you to make:

- very fine bias strips for applique
- peepers to highlight sashings
- sashings with corner stones
- bias strips for stems
- double fold binding to bind quilts
- make your binding with a peeper/flange

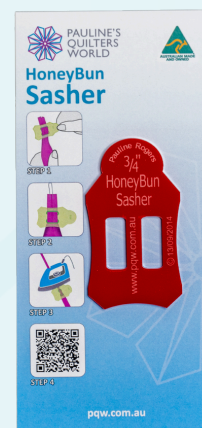
WEAVER SASHER SET



The **Weaver Sasher Set** allows you to quickly and easily make weaving strips for use in quilting and sewing projects. The Set includes a 1 1/2" and a 2 1/2" size, which allow you to fold weaving strips already layered with batting.

The split in the **Weaver Set** is much wider to accommodate the bulk of fabric + batting.

HONEY BUN SASHER



The **HoneyBun Sasher** can quickly and easily thread **HoneyBun** (1 1/2" strips) and the batting together.

The versatility of the **HoneyBun Sasher** extends to a wide range of creative pursuits.

Whether you're making bags, runners, placemats, bowls, or other fabric-based projects, this tool offers endless possibilities. It's also the tool that we use to create our **Circle HoneyBun Bag, HoneyBun Bowls, and Hat Patterns**.

MAGIC BINDING SASHER



Make a perfect binding with a flange or piping. Every quilter needs one!

Using two different colored fabrics at two different widths, once stitched the magic binding tool will give you a perfect finish

JELLY ROLL SASHER



The **Jelly Roll Sasher** is a game-changing tool for quilters and crafters, offering a streamlined method to fold jelly roll strips layered with batting.

Simply insert the layered strips into the Sasher and guide through. The tool effectively folds the strips to a precise width of 2 1/2 inches. This is ideal for various jelly roll projects such as **rugs, bags, mats, placemats, runners, and bowls**.

PAULINE'S OWN Quilting Templates

Introducing our series of **Quilting Templates** designed for Controlled Quilting and Quilt As You Go quilts.

Use the entire shape on each template, or parts of the template to create your own unique designs such as whole center-pieces, continuous patterns to fill in a block or down a border of a quilt. Create quilting designs quickly and easily with these templates!

Mix and match different parts of various templates to create your own original designs.

Printable design sheets are available to download. Please visit www.pqw.com.au/free-downloads



FEATHER TEMPLATES



Three templates that will help you achieve **beautiful feathers** on your blocks. They will revolutionize the way you think about the challenge of quilting feathers.

DOT TO DOT GEOMETRICS




Three contemporary **geometric contoured edges**, giving you a total of six unique design possibilities.

DOT TO DOT CURVES & GRID




Two grids and three curved templates allow ease of design of many lines and shapes, as well as the ability to quilt straight or gently curved lines.

SET A FLOWERS & LEAVES




Create intricate **flowers and leaves** to liven up your quilting!

SET B CELTIC CURVES



Create stunning **curved shapes and flowers** with this set of unique templates.

SET C CLAM SHELL & CURVES



These templates are perfect for connecting **clam shell designs** as well as **circles and curves**.

SET D HEARTS & STARS



The **loveable heart** inspired template offers you the ability to create beautiful and creative hearts in a wide variety of sizes.

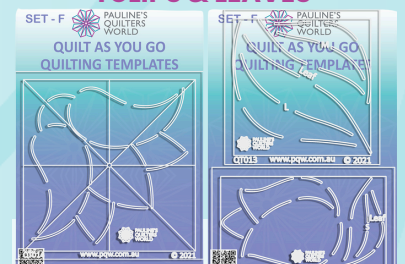
The second template allows you to create large **geometric flower or star** designs.

SET E BORDER & SPIRALS




The narrow template is **perfect for borders**, while the circle template has been carefully designed for tight curves similar to free motioning. It will allow you to create **beautiful spirals** and develop a good foundation for stippling.

SET F TULIPS & LEAVES




This set of quilting templates allows you to easily create **elegant flowers and leaves**. Use the entire shape on each template, or parts of the templates to create your own unique design.

SET G FLOWERS



Use the entire flower shape on each template, or parts of the templates to create your own unique designs such as **whole flower center-pieces**, continuous patterns to fill in a block or down a border of a quilt.

SET H MODERN FILLERS




These templates are ideal for filling in larger blocks to create **flowers, leaves** and are also fantastic for appliqué designs.

SET I AUSTRALIAN GUM LEAVES




The perfect tool for creating beautiful quilts featuring **Australian gum nuts and leaves**! These templates allow you to quickly and accurately quilt the unique shapes of gum nuts and leaves to add a touch of Australia to your quilts.

SET L BORDERS & SASHINGS



Expand your creative horizons with Set L. Specifically **designed for borders** which can easily bring your **2" and 3" sashings** to life, enhancing the visual impact of your quilt!

SET M BORDERS & SASHINGS



With these templates, you can easily make **creative borders and sashings**. They aren't just for borders and sashings though! Use the templates to create a stunning design across your entire block or around your applique.

PAULINE'S OWN Patterns and Projects

Use **Jelly Roll**, **HoneyBun** & **Weaver Sashers** to make batting filled sashings for fun projects like our **Bear Floor Rug Pattern** using jelly roll cord. Our Sashers and patterns make great kits.



This Pattern has been

QISS'd



Butterfly Kisses Quilt Pattern

This Quilt As You Go quilt, uses the Between the Block technique.

A beautiful quilt for any little girls' bedroom, it's fantastic for using up some of the fabrics in your stash. Once finished, it measures 60" x 76" (152cm x 193cm).

**FOR OUR FULL RANGE OF PATTERNS
HEAD TO
WWW.PQW.COM.AU**

PAULINE'S OWN Pieced Sashing Templates

It is time to get creative with your Sashings with our QAYG Pieced Sashing Template Collection. We have created the ultimate collection of templates especially for quilters using the Quilt As You Go technique!

These will be perfect for you, as Sashings for the QAYG method have to be made quite differently to Sashings for other quilts. Just one set will enable you to make squares, triangles, flying geese and star Sashings.


Gone are the HOURS of time spent measuring obscure shapes to make your Sashings fit your QAYG quilt. We have done the hard work for you by eliminating all of the maths you would normally need to work out.

All you need to do is: cut around the templates, stitch your fabric together, run the strips through the matching size Sasher tool and VOILA – your Sashings are done! It has never been easier to create stunning, unique and classy Sashings.

Set sizes available: 2"- 2 ½"- 3"

6

Templates included!



OUR Contact

Get in touch with us!



+617 4696 9825



sales@pqw.com.au



www.pqw.com.au

SCAN ME!

